


OPERATIVE UNIT - SORTING STATION



Experimental capabilities

- Identification of the components
- Engineering of the diagrams (piping and wiring)
- Piping (flexible hose) and wiring (test leads)
- Study of the actuators
- Study of the valves
- Study of the sensors
- Implementation of the circuits with the control, pre actuator, actuator, various sensors for the manual or automated control

DIDATEC– Zone d'activité du parc – 42490 FRAISSES- FRANCE
Tél. +33(0)4.77.10.10.10 – Fax+33(0)4.77.61.56.49 – www.didatec-technologie.com
email : service_commercial@didatec-technologie.com

Reproduction interdite / copy prohibited– Copyright DIDATEC déc.-18- page 1

Dans le cadre de l'amélioration permanente de nos produits, ce descriptif technique est susceptible d'être modifié sans préavis
As part of the continuous improvement of our products, this technical specification may be modified without previous notifying

Operating principle

The UAP004 is a table-top workbench for the study of an electro pneumatic system. It has been designed to understand the structure of a pneumatic system (detectors, actuators, pre actuators and control) and study the implementation of an automated cycle with the PLC controller integrated in the AUT050 (optional)

The operative system is based on a sorting station for balls. The user can send two different types of balls (2 diameters) on the inlet pipe. The system will detect the type of ball and sort it.

The goal of the system is to send each type of ball to a defined pipe to sort it.

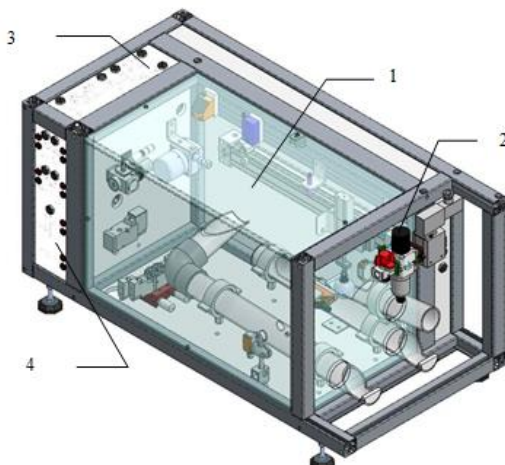
The piping of the pneumatic valves and the cylinders is done at the outside of the area of the operating system on a panel. The operative system and its moving are also protected by a transparent guard.

The sensors and the valves are connected to electrical sockets on the front panel (electrical side)

The power supply of the sensors and the valves is done from the AUT050 (optional).

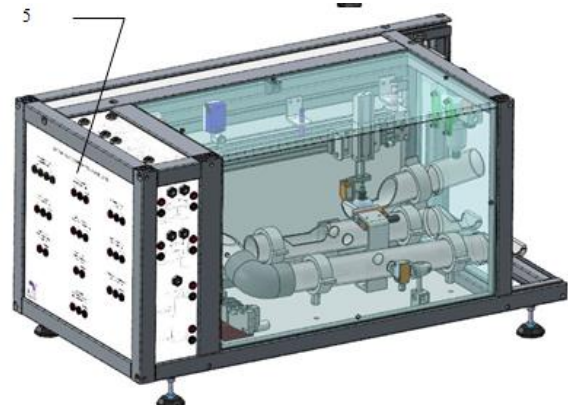
The robust design of this device makes it suitable for use in schools. The equipment is set up on an Anodized aluminium frame on feet. It is equipped with handles on the sides to facilitate the displacement.

Illustrations



Technical details

1. Operative system
2. Pneumatic power supply
3. Panel for the piping of the actuators
4. Panel for the piping and wiring of the pre actuators
5. Panel for the wiring of the sensors and the detectors



Services required

- Electrical supply : 230 Vac – 50 Hz – 4 A
- Electrical network : 1 phase(s) + Neutral + Earth.
- Compressed air supply: 6 bars (dry air)
- Dimensions: (LxWxH mm): 500 x 400 x 400
- weight (Kg): 20

Note : if the equipment installation is operated by our staff, all supplies and exhaust connections required must stand at less than 2m from the machine

Documentation

- User's manual
- Technical documentation of the components
- Wiring diagram
- Piping diagram
- Lab exercises
- Certificate of conformity CE

Recommended equipment

- Low noise compressor
- programming and simulation unit for industrial automation
- workstation for the pneumatic and automation
- Ref : UAP020
- Ref : AUT050
- Ref : UAP001